

W I F I R A N G E R

INTELLIGENT WIFI ROUTERS™

# MIFI USB TETHERING

Enabling USB Tethering on Novatel 4620LE



Copyright WiFiRanger 2013©  
**All Rights Reserved**

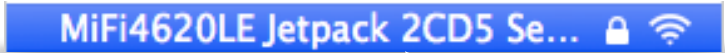


# WIFIRANGER

## Enabling USB Tethering

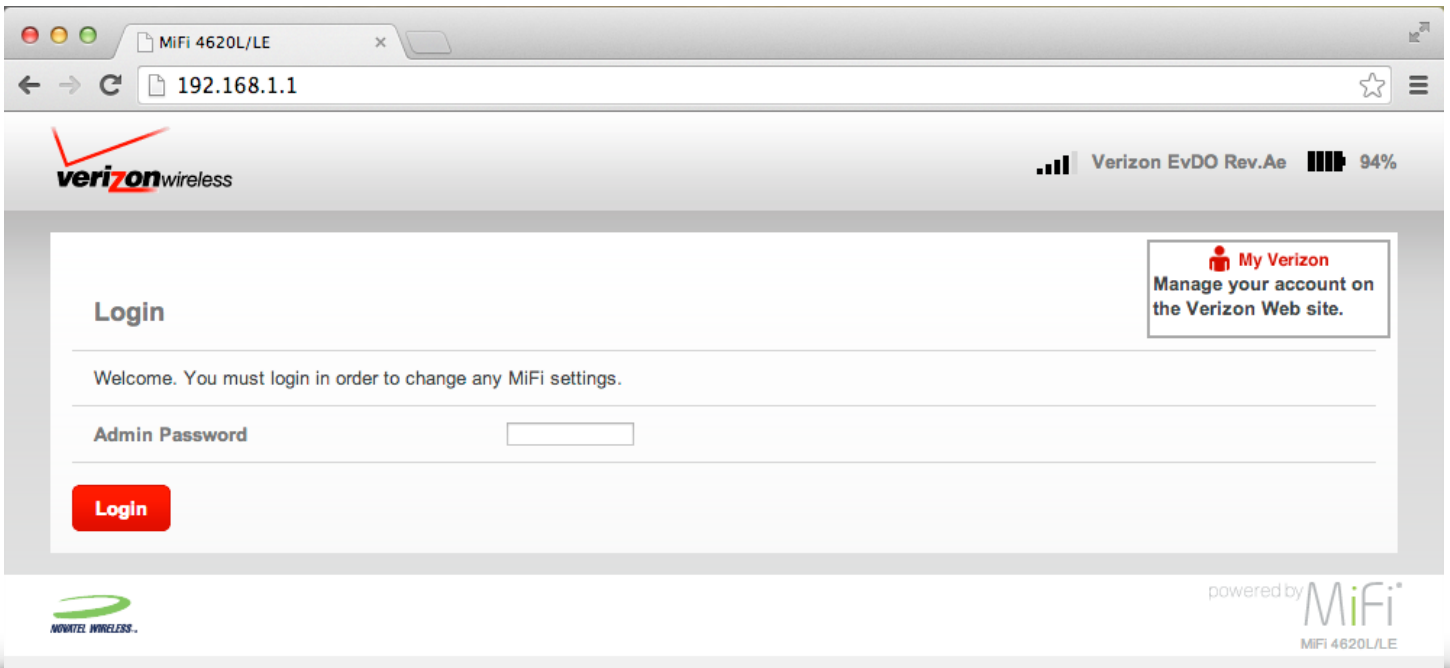
### STEP 1

- ◆ Connect to MiFi's wireless signal



### STEP 2

- ◆ Go to 192.168.1.1 in web browser

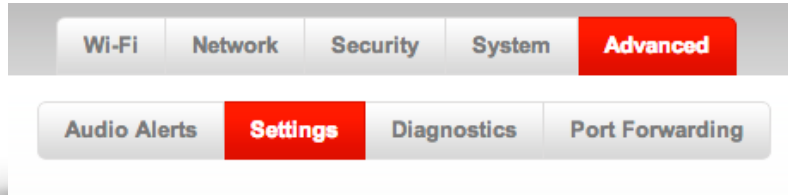


### STEP 3

- ◆ Enter Admin Password (*same as WiFi password by default*)

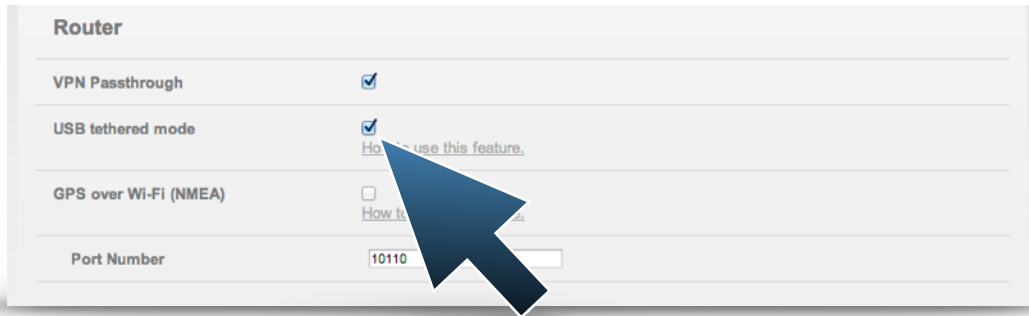
## STEP 4

✦ Go to Advanced then Settings on the menu



## STEP 5

✦ Check USB tethered mode to enable it



## STEP 6

✦ Click Save (MiFi will then automatically reboot)





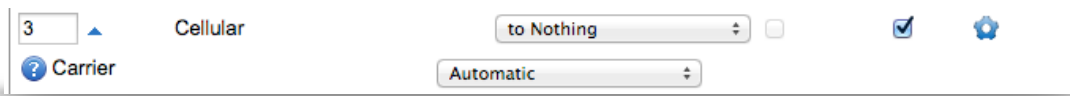
# WiFiRANGER

## STEP 7

- ✦ Connect to WiFiRanger then access its Control Panel

## STEP 8

- ✦ Go to Setup tab to ensure Cellular is Active and Automatic



## STEP 9

- ✦ Tether MiFi to WiFiRanger using Micro USB cable



## STEP 10

- ✦ Go to Main tab to ensure Tethering is Active

